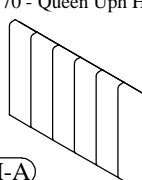
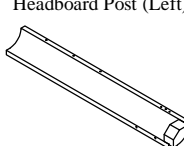
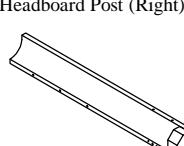
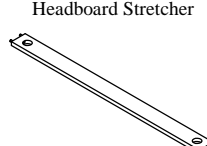







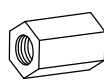



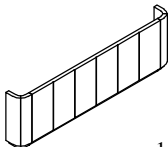
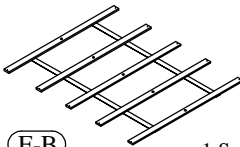
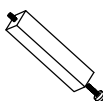
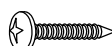
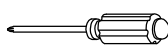
Warning :

- Be sure to check all packing material carefully for small parts, which may have come loose inside the carton during shipment.
- To prevent possible scratches and damage, this furniture **MUST BE ASSEMBLED BY TWO PEOPLE** on a soft surface such as a blanket or carpet.

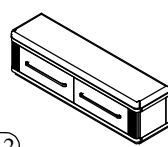
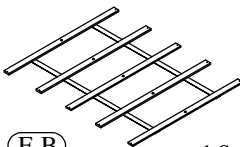

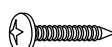
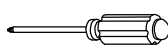
Hardware and Parts packed with the Headboard

87170 - Queen Uph Headboard  (H-A) 1 pc.	Headboard Post (Left)  (H-B) 1 pc.	Headboard Post (Right)  (H-C) 1 pc.	Headboard Stretcher  (H-D) 1 pc.	Allen Head Bolt ϕ5/16"-18 x 3-1/4"  (H-E) 6 pcs.	Spring Washer ϕ5/16"  (H-F) 8 pcs.	
Flat Washer ϕ5/16" x 19*2mm  (H-G) 6 pcs.	Allen Key 5mm  (H-H) 1 pc.	All-Thread Bolt ϕ5/16"-18 x 3-1/2"  (H-I) 2 pcs.	Curved Washer ϕ5/16"  (H-J) 2 pcs.	Flat Washer ϕ5/16" x 16*2mm  (H-K) 2 pcs.	Nut ϕ5/16 x L17  (H-L) 2 pcs.	Open Wrench 13mm  (H-M) 1 pc.

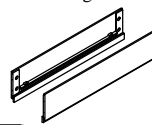




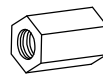

Hardware and Parts packed with the Footboard

87171 - Queen Shelter Footboard  (F-A1) 1 pc.	Wood Slat 62-1/2" long  (F-B) 1 Set.	Support Leg 5-3/4" x 1-1/4" x 1-1/4"  (F-C) 5 pcs.	Wood Screw #8 x 1"  (F-D) 10 pcs.	Screw Driver not included 
---	--	--	---	---






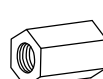

Hardware and Parts packed with the Storage Footboard

87173 - Queen Uph Storage Footboard  (F-A2) 1 pc.	Wood Slat 62-1/2" long  (F-B) 1 Set.	Support Leg 5-3/4" x 1-1/4" x 1-1/4"  (F-C) 5 pcs.	Wood Screw #8 x 1"  (F-D) 10 pcs.	Screw Driver not included 
--	---	--	--	---

Hardware and Parts packed with the Bed Rail

87172 Queen - King Side Rails  (R-A1) 2 pcs.	All-Thread Bolt ø5/16"-18 x 3-1/2"  (R-B) 8 pcs.	Curved Washer ø5/16"  (R-C) 8 pcs.	Flat Washer ø5/16" x 16*2mm  (R-D) 8 pcs.	Spring Washer ø5/16"  (R-E) 8 pcs.	Nut ø5/16 x L17  (R-F) 8 pcs.	Open Wrench 13mm  (R-G) 1 pc.
--	--	--	---	---	--	---

Hardware and Parts packed with the Bed Rail

87174 Queen - King Storage Rails  (R-A2) 2 pcs.	All-Thread Bolt ø5/16"-18 x 3-1/2"  (R-B) 8 pcs.	Curved Washer ø5/16"  (R-C) 8 pcs.	Flat Washer ø5/16" x 16*2mm  (R-D) 8 pcs.	Spring Washer ø5/16"  (R-E) 8 pcs.	Nut ø5/16 x L17  (R-F) 8 pcs.	Open Wrench 13mm  (R-G) 1 pc.
---	--	--	---	---	--	---

Queen Bed

87170 -- Queen Uph Shelter Headboard
87171 -- Queen Shelter Footboard
87172 -- Queen-King Side Rails

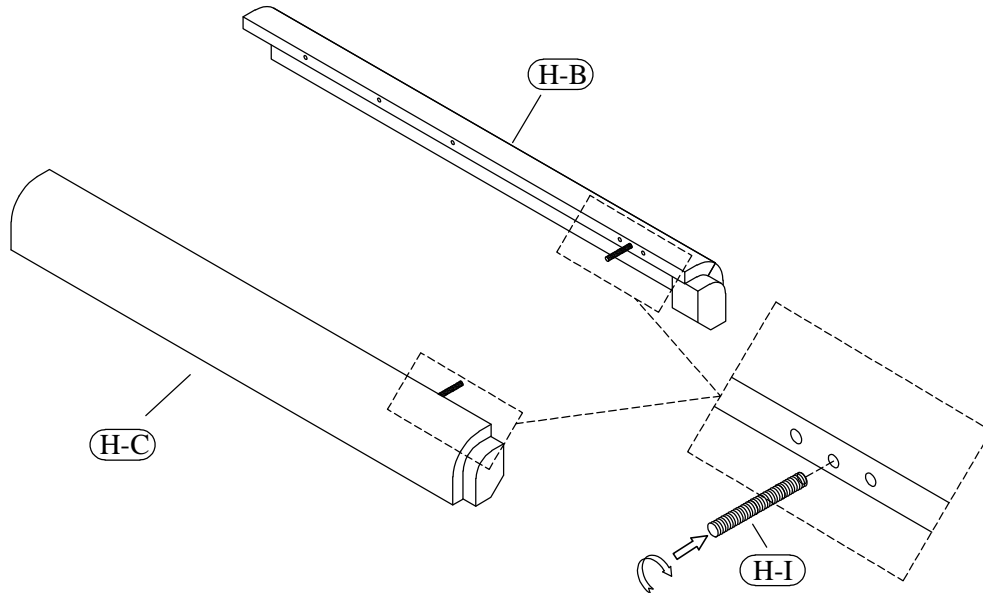
Queen Storage Bed

87170 -- Queen Uph Shelter Headboard
87173 -- Queen Uph Storage Footboard
87174 -- Queen-King Storage Rails

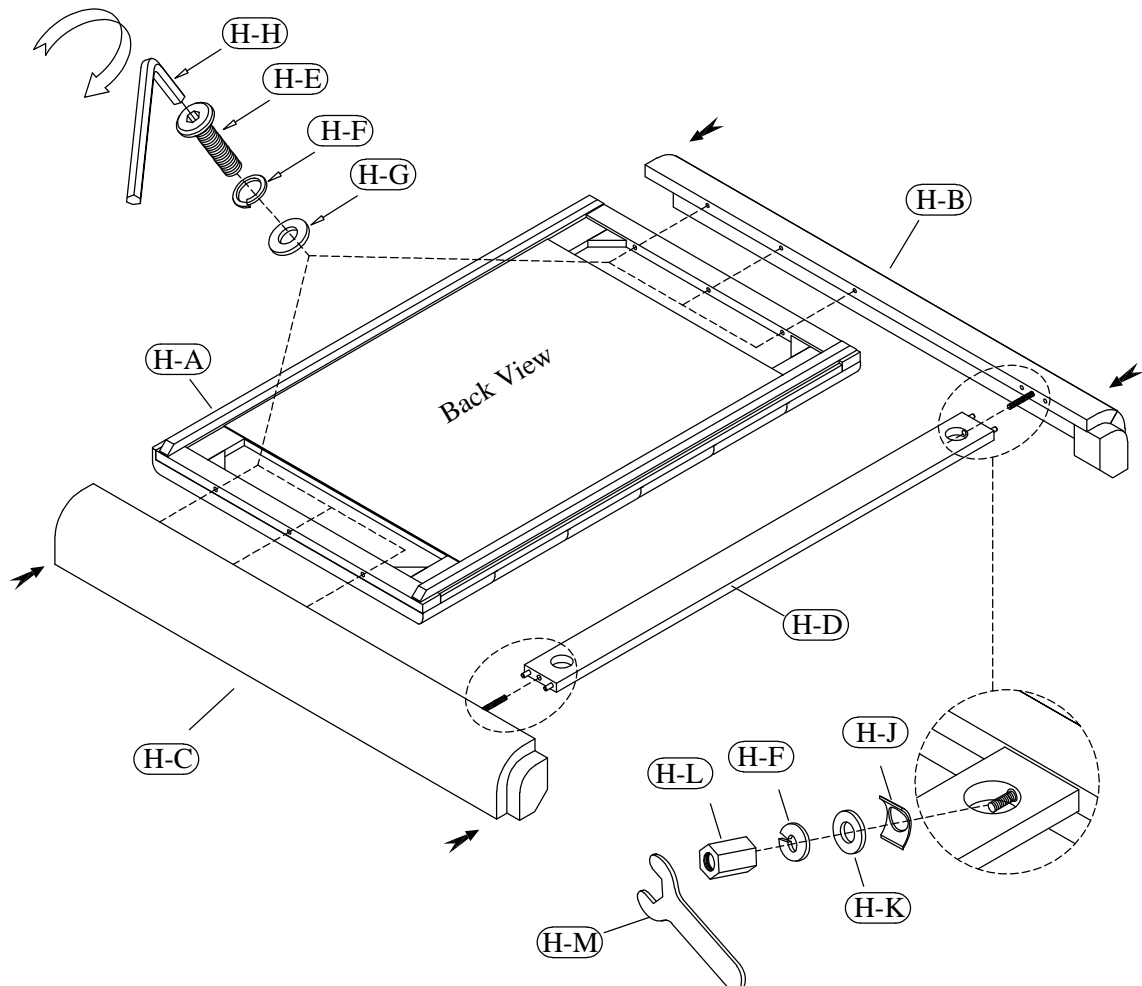
Queen Bed

Queen Uph Shelter Headboard

STEP 1



STEP 2

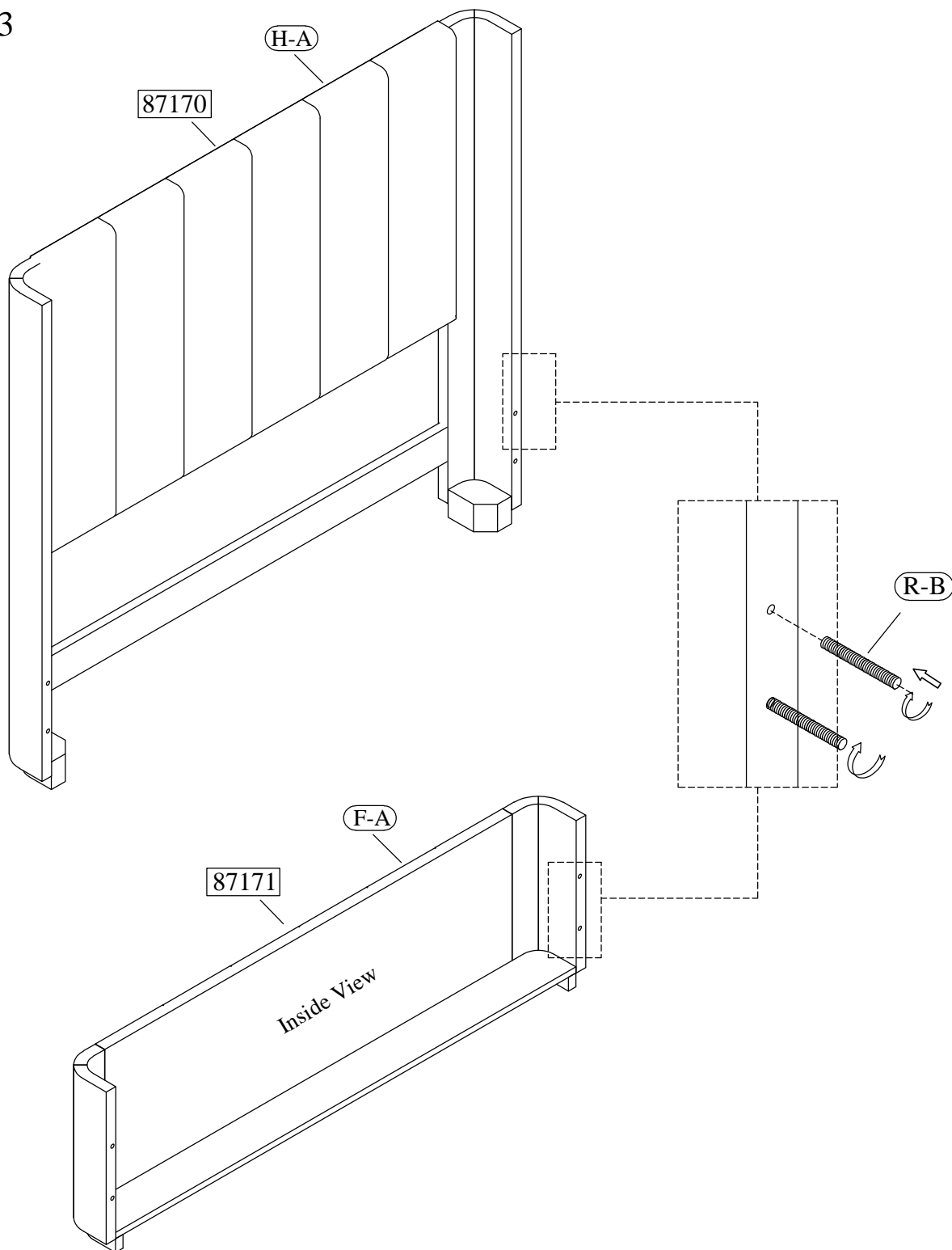


Queen Bed

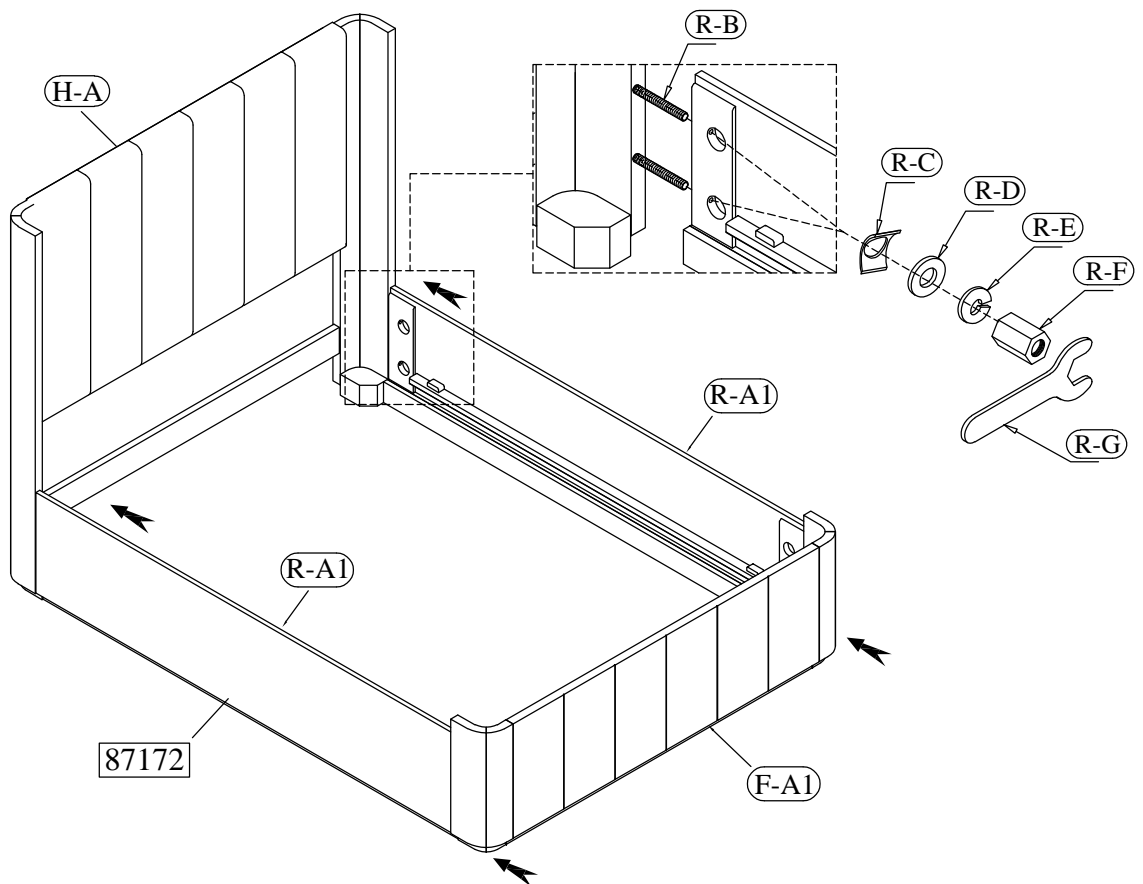
87170 -- Queen Uph Shelter Headboard

87171 -- Queen Shelter Footboard

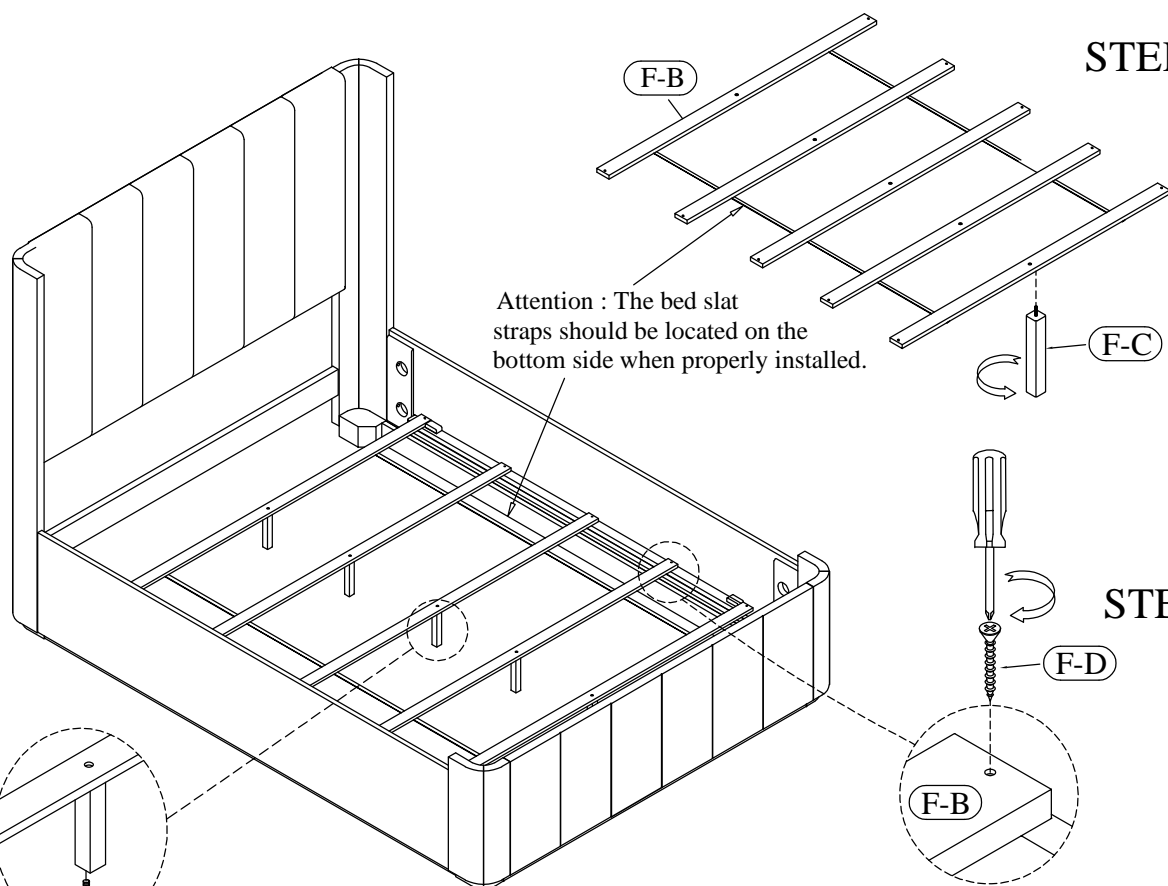
STEP 3



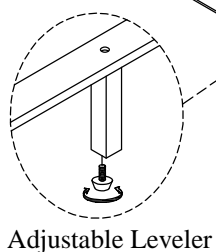
STEP 4



STEP 5



STEP 6

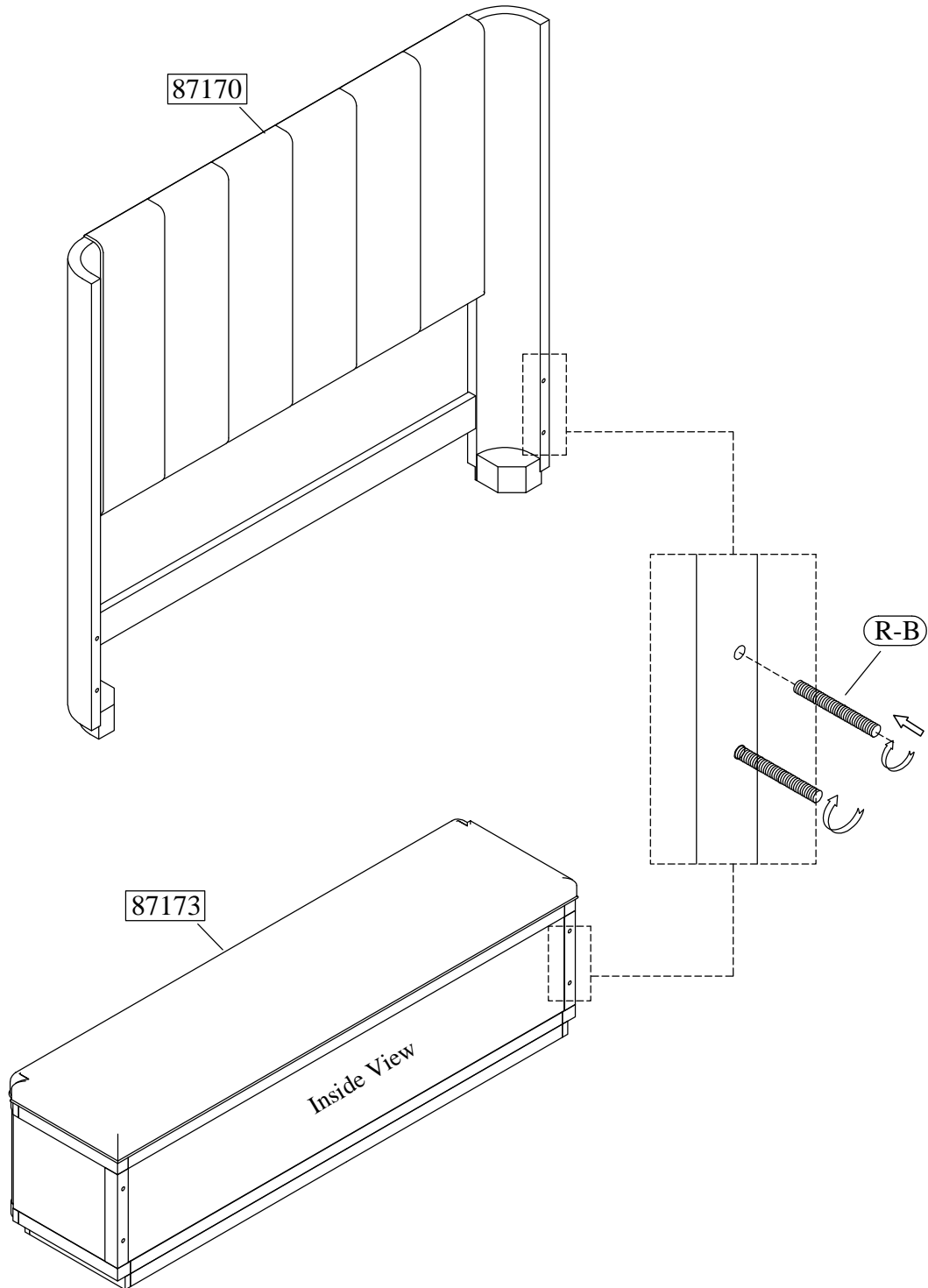


Queen Bed

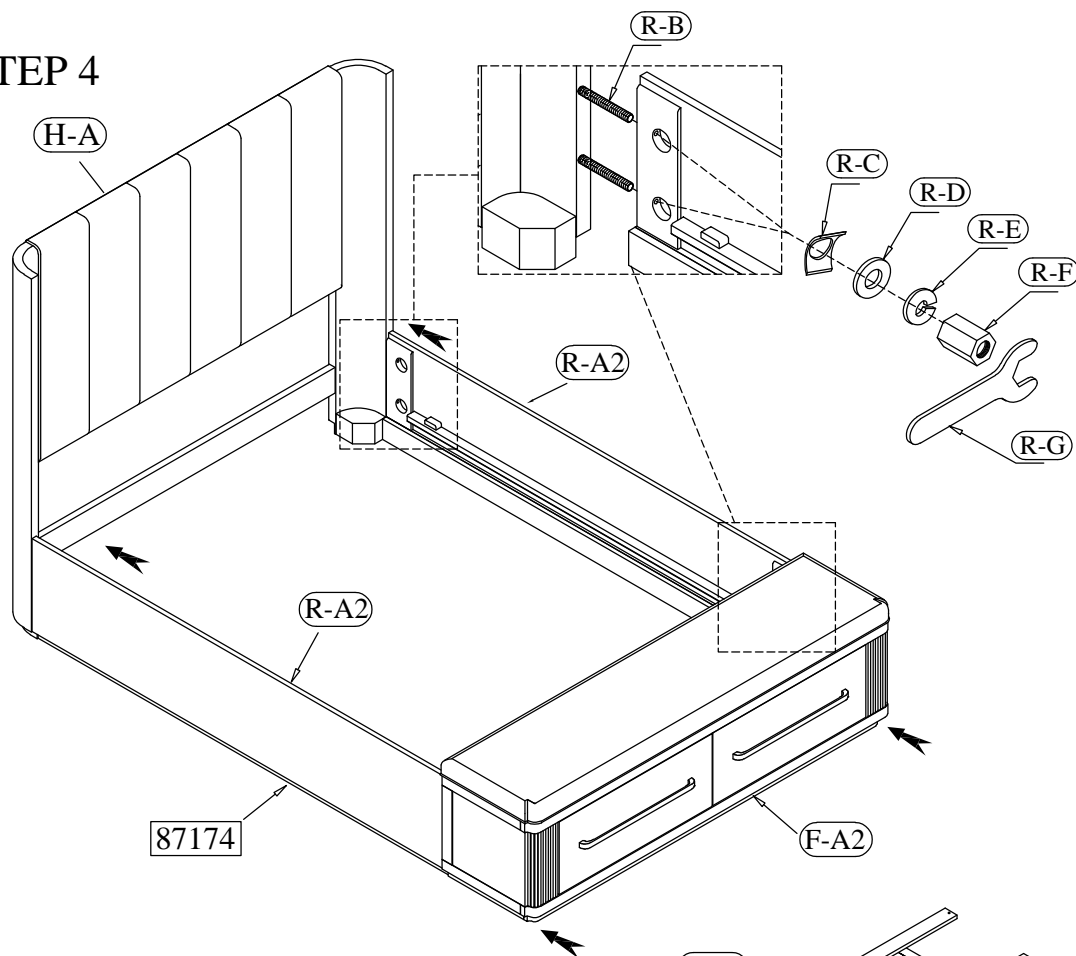
87170 -- Queen Uph Shelter Headboard

87173 -- Queen Uph Storage Footboard

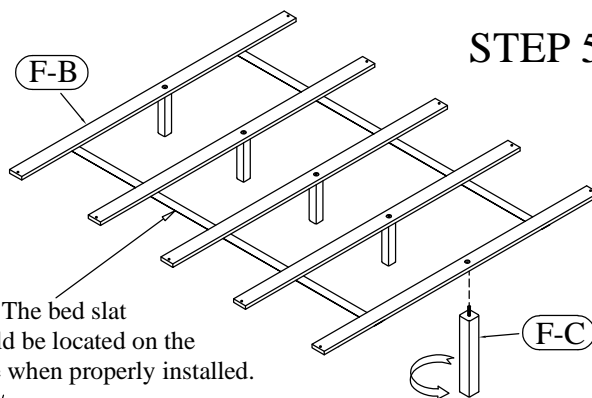
STEP 3



STEP 4

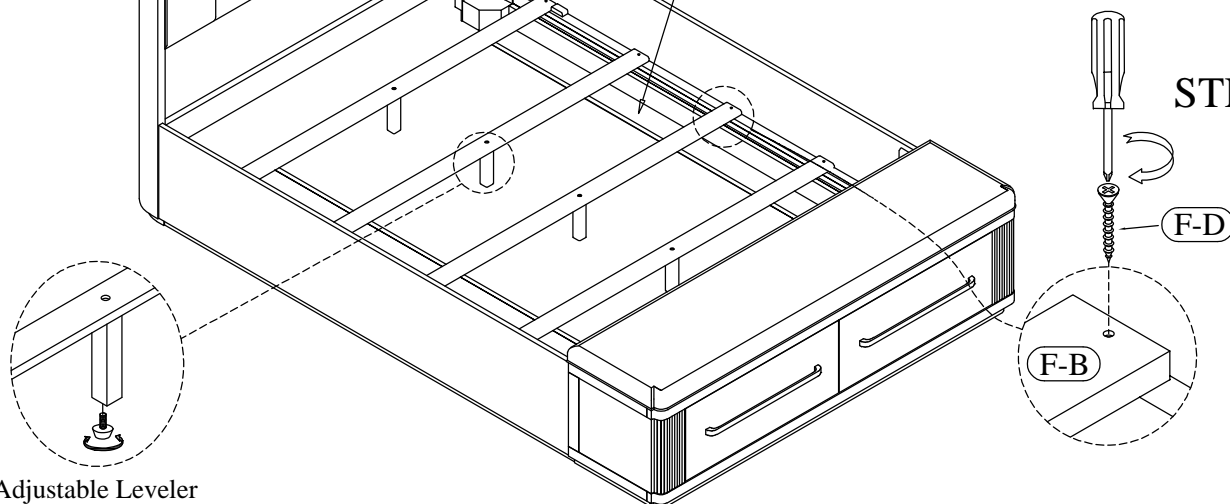


STEP 5



Attention : The bed slat straps should be located on the bottom side when properly installed.

STEP 6



Adjustable Leveler